

## A Review paper on 3D-Printing Aspects and Various Processes Used in the 3D-Printing

V.Bhargavi, K VENKETESWARA REDDY, T NANDINI

*Assistant professor,  
Department of Civil Engineering,  
Visakha Institute of Engineering & Technology,  
Division, GVMC, Narava, Visakhapatnam, Andhra Pradesh.*

Abstract:

3D printing, as well as the numerous materials utilised in 3D printing, the qualities of them, usage procedure have become a prominent issue now in deciding the technical aspects, and this study paper is trying to explore these topics further. First and foremost, defining What exactly is 3D printing, what is the significance of 3D printing; then looking to the history of 3D printing and its applications as well as about 3D printing methods and the materials that are utilised in the manufacturing procedure of 3D printed products and showing that the selection of finest(best) materials for specific process(s) are utmost important. This paper also consider the benefits of different 3D printing processes as compared to additive manufacturing.

Keywords— 3d-Printing; additive Manufacturing, materials usage,, equipment.

### Introduction:

3D printing, colloquially termed as additive manufacturing (AM), is a technique that allows us to create a three-dimensional object of any shape or size from a three-dimensional model or other electronic data sources by combining additive processes with other processes. Multiple layers of material are laid down in a controlled environment, monitored by a computer. The controls are in the hands of Hideo Kodama, who works for the Nayoga Municipal Industrial Corporation. According to common opinion, the Research Institute was responsible for publishing the first edition of The first physical object to be produced from a computer-generated design. The credit, on the other hand, is a little more complicated. In the 1960s, Charles Hull is widely recognised with producing the world's first three-dimensional printer. In 1984, while working for the company he founded, he came up with the idea for it. 3D Devices Firm is a worldwide corporation that develops, produces, and distributes 3D printing systems. 3D Systems Corporation was founded in 1984.

Charles A. Hull was a pioneer in the area of solid state physics, and he passed away recently. Stereolithography (also known as STL) is a kind of imaging process that is used in the manufacturing industry. The (stereolithographic) file format is still the most widely used file format in today's world. 3D printing is a technology that is becoming more popular. In addition, he is regarded as having Both companies introduced commercial fast prototyping at the same time. as a result of his study and advancements in 3D printing. He was the first to make use of photopolymers that have been heated by ultraviolet light in order to get their desired properties. When melting and solidification occur, the result is [2] Since the first one was launched in 1984, the series has grown in popularity. The first 3D printer was designed and produced by Charles W. Hull, a professor at the University of California, Berkeley. Three-dimensional systems corporation (3D Systems Corp.) has advanced technology, and these are the consequences. Despite the fact that machines have become increasingly useful, their use has dropped. The price points have been dropped, making them

more affordable for the general public. Rapid prototyping is being utilised for a wide range of different purposes nowadays. Applications in a range of fields of human endeavour, including science, education, and governance, are being developed. Engineering, the medical area, the military, construction, and a variety of other disciplines are all represented. A wide range of sectors is represented, including architecture, fashion, education, the computer industry, and others. There are a plethora of others. In 1990, the plastic extrusion process was the most extensively utilised way of manufacturing. The term "3D printing" was invented by someone who is now widely associated with the technology. Stratasys is the brand name for the fused deposition modelling technology (FDM). After a growth in the number of people has occurred significantly since the beginning of the twenty-first century. Both the number of 3D printing machines sold and the price of these machines have surged in recent years. The number of individuals began to decline gradually.

It wasn't until the early 2010s that the terms 3D printing and additive manufacturing were widely accepted. Additionally, additive manufacturing developed senses in which they were seen as being AM technologies are referred to by two alternate umbrella terms, one of which is now in use. as used in popular parlance by consumer - maker groups, as well as by other organisations. The employment of the media, as well as the other officially sanctioned techniques of industrial AM, has come to a stop. component manufacturers, additive manufacturing machine makers, and suppliers from across the globe organisations that are in the process of developing technical specifications Both terminologies are used to refer to the exact same object. the simple fact that all of the technologies are unified by a common subject is enough to convince me. By the use of a 3D model with

sequential layers of material addition and joining. Computer-controlled work envelopes are a kind of work envelope. The following are some of the other terms that have been used as AM synonyms: Desktop manufacturing, fast manufacturing, and agile tooling are all names that have been used to characterise various kinds of manufacturing processes. Manufacturing on demand (MOD) is a word that refers to the process of creating items in response to customer demand. The decade of the 2010s was the first decade in the twenty-first century.

Metal end-use components, such as engine brackets and huge manufactured steel structures, are used in what situations. This region would be used for the cultivation of nuts (either before or instead of machining). Instead of being machined from raw materials, job production is employed in place of this practise. Both bar stock and plate are viable options.




Fig. 1. 3D-printer

## Metal 3D Printer

We will go through the fundamentals of SLM and DMLS 3D printing for metal parts. Learn about the underlying mechanics of SLM and DMLS, as well as

how they connect to the primary advantages and limits of 3D printing technology. Metal additive manufacturing technologies Selective Laser Melting (SLM) and Direct Metal Laser Sintering (DMLS) are both members of the powder bed fusion 3D printing family and are both used to create metal parts. It is possible can draw parallels between the two technologies, which are as follows: both technologies employ a laser to scan and selectively fuse (or melt) metal powder particles, joining them together and creating a component layer by layer. Furthermore, the metals utilised in both methods are granular metals, which means that they are easy to work with.

When it comes down to it, the distinctions between SLM and DMLS are based on the principles of the particle bonding process (as well as patents): SLM use metal powders with a single melting temperature that completely melts the particles, while DMLS employs a powder consisting of elements with various melting points that fuse on a molecular level when exposed to high temperatures.

### **A computer-aided design (CAD) system**

3D printable models may be created by scanning a 3D model using a 3D scanner or by utilising CAD design software to create the model. Manual modelling is a way of producing models that is not automated. In order to create 3D computer graphics, geometric data must be prepared, and this process might take many hours. is a technique that is similar to the process of sculpting in its execution. Modeling in three dimensions (or 3D modelling) is a technique for constructing three-dimensional things. an investigation of and collection of information on the shape and appearance of an item that really exists A 3D model of the scanned object is

generated using the information obtained from the scan.

Manufacturers may produce 3D models manually or automatically, which can then be used in the manufacturing process. When it comes to the average customer, printed models might be fairly tough to comprehend. That Consequently, an increasing number of online markets have sprung up in recent years. Shapeways, Thingiverse, and Thingiverse are the most popular 3D printing platforms in different countries throughout the world. Poetry, My Mini Factory, and Threading are among the themes featured in this issue.

### **B. The printing process itself**

Before printing a 3D model created from an STL file, it is important to prepare the model. A piece of software known as a "slicer" is responsible for processing the data. This technique converts a three-dimensional representation into an array of small layers. produces a G-code file based on the provided parameters. An STL file contains the necessary instructions. with an eye toward an inkjet printer Slicer programmes are readily accessible for download, many of them free and open source. Cura, Slic3r, and other 3D printing programmes are only a few examples of the programmes that are available. A 3D printer is a machine that creates three-dimensional items by printing them in three dimensions. The following layers are set down in line with the G-code instructions that were provided. a liquid, powder, or sheet component is utilised to create a model from a source of information. The cross-sections of a model are displayed in a sequential manner. These layers, which are made up of a variety of materials. the virtual cross sections extracted from the CAD model; and the virtual cross sections. Models are joined or fused together in order to get the

final shape of the finished product. Obviously, the ability to manufacture almost anything is the most significant advantage of this technology. Any geometric figure or shape of any type, regardless of its geometry Model creation using a variety of materials is shown. Existing treatments may take anything from a few hours to several days to perform, depending on their complexity. Days, depending on the technique used, the size and complexity of the project, and the approach taken. The degree to which the model is complicated. Generally speaking, additive systems are capable of reducing this time to a few hours or minutes at the most; the amount of time required varies substantially depending on the scenario. In accordance with the kind of equipment used, the size and amount of models are presently in the process of being created.

### C. Bringing everything together.

Despite the fact that the resolution obtained by the printer is adequate for the task at hand, in many circumstances, it is required to print a slightly expanded version of the document in order to read it. Initially drawing an object at a standard resolution, then removing any unnecessary material using it is possible to enhance precision by using a higher-resolution processing approach. As this press release includes information about the Accucraft iD-20 and other equipment. In International Manufacturing Technology, a number of additives are shown. A number of materials may be used in the manufacturing process, depending on the technique. Materials that are utilised in the process of putting together components

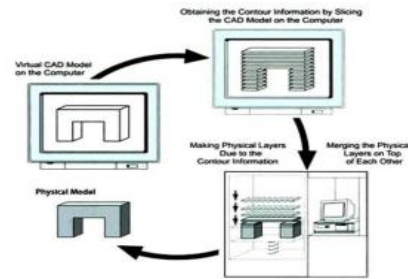


Fig. 2. Printing procedure

## EXAMPLES OF PROCESSES (PART III)

Since the late 1970s, a variety of different 3D printing processes and technologies have been created. One of the most recent is additive manufacturing. The printers were already at work. Originally, they were rather large and expensive in comparison to the amount of work they could do. An extremely wide range of additive manufacturing processes are accessible for implementation. They are now available for purchase on the internet. Some of the techniques include melting or softening of the materials. An example of a material that was utilised to construct the layers is a selective laser. Selected laser sintering (SLS), selective laser melting (SLM), and fused deposition modelling are all terms used to describe the process of selective laser sintering.

Others make use of fluid deposition modelling (FDM), while yet others make use of liquid cure technology. Materials that have been made using a multitude of different ways, such as, for example, Stereolithography (SLA) and laminated things are two concepts that spring to mind when thinking about laminated objects. The procedure for producing a product (LOM). One example is the employment of Selective Laser Sintering (SLS) technology. It was invented and patented the SLS (selective laser sintering) method of making ceramic parts. Dr. Carl Deckard and his academic supervisor, Dr. Joe Beaman, were questioned at the University of California,



Los Angeles. The mid-1980s saw the establishment of the University of Texas at Austin, under the guidance of The help of DARPA has been recognised. The aforementioned Deckard took part in the DTM, the start-up company that emerged as a consequence, was established to design and produce products. Construct the selective laser sintering equipment that will be utilised in the production process to complete the project. 2001 was a year of transformation for many people. DTM was acquired by 3D Systems, which is the company's major competitor.

The selective laser developed by Deckard was the topic of a recent patent filing. Sintering process patent was obtained in January 1997, and it has since expired. In the month of January of this year (2014) SLS (selective laser sintering) is a 3D printing process that uses lasers to create objects. Using a laser as the power source, the process of sintering may be completed quickly and efficiently. A powdered material (typically metal), with the laser focused at certain points on the substance. The material is bonded together in space indicated by a 3D representation, resulting in the creation of a 3D representation. Foundation that is both sturdy and solid. Selective laser melting is based on a process that is quite similar. Despite the fact that SLM and sintered materials are both based on the same concept, sintered materials are fully melted before being sintered, providing for a wide range of characteristics (crystal structure, porosity). SLS, which is a relatively new technology that has so far mostly been used in the pharmaceutical business, This material is utilised for additive manufacturing as well as for small-scale manufacturing parts. The number of available opportunities increases in tandem with the expansion of the manufacturing sector. Introductory phase of additive manufacturing technology into the commercial marketplace improves.

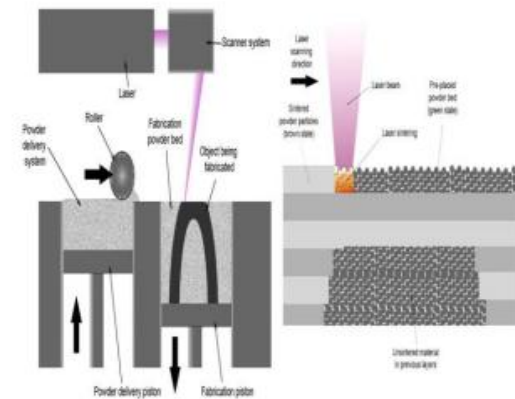


Fig. 3. Selective laser sintering

Melting based on Fusion Deposition Modeling (FDM) S. Scott Crump devised the fused deposition modelling (FDM) process in the late 1980s, and it was first employed in a production environment in 1990. provided by the corporation Stratasys. Following the expiry of the patent on this process, a third party will be able to use it.

A thriving open source development community sprung up around this kind of 3D printer, and commercial variants based on this technology started to appear on the market shortly afterwards.

As a result, the cost of FDM technology has fallen by a factor of two, making it more affordable. Since its inception, the firm has expanded by orders of magnitude in size. The strategy that has been taken in this circumstance is the A model is generated by extruding small beads of material, which are subsequently moulded into a desired shape. Layers of hardening are created as a result of this process. a plastic filament or wire that is used in thermoplastic applications. The unwinding of material that has been twisted into a coil is taking place in order to deliver material to an appliance. The extrusion machine's nozzle is seen here. The nozzle tip heats up the material that is being sprayed. to a certain temperature and regulates the amount of water that flows in and out. Stepper motors are often utilised to move the items across the workspace. altering the flow rate to suit

requirements by moving the extrusion head in the z-axis in compliance with the prescribed parameters. It is possible to move the head in both horizontal and vertical directions at the same time. Control of the mechanism is exercised in both the horizontal and vertical planes of movement. The application of a computer-aided manufacturing (CAM) software programme using a microcontroller or microprocessor as a platform.

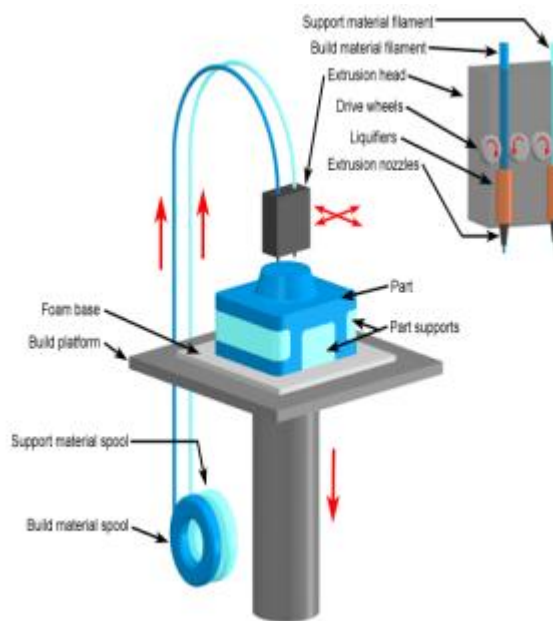


Fig. 4. Fused deposition modelling

### C. Stereolithography

In the early 1980s, stereolithography was created, and it is still widely used today as a 3D printing process. In order to enable engineers to quickly build prototypes of their own ideas, 3D printing was invented with the purpose of speeding up the prototyping process. A longer period of time and in a more effective manner. The first and most important consideration is technology. The word first appeared in print in 1970. Dr. Hideo Kodama is a Japanese physician who practises in the United States. Initially, a researcher came up with the idea for the current tiered

approach to issue resolution. In stereolithography, ultraviolet light (UV radiation) is utilised to cure photosensitive materials. polymers. Before Chuck Hull filed his own case in July 1984, he was the subject of another litigation. Alain Le Mehaute has filed a patent application for the invention, which is now pending. Stereolithography is a technique for creating three-dimensional images. The French inventor's patent is protected by law. This application was turned down by the General Electric Company of France (GE). CILAS, as well as the organisation (The Laser Consortium). Le Mehaute believes that discarding one's possessions implies a problem with one's self-esteem. France is a world leader in technological innovation. Stereolithography is a kind of three-dimensional printing that is used to create models. 3D printing technology is used to generate models, prototypes, and other designs for many purposes. Layer-by-layer photo alteration is used to generate patterns, which is accomplished via the usage of Photoshop. Polymerization is a chemical reaction in which light causes molecules to join together to create chains. Polymers are generated when molecules form a chain and link together to form a solid. [1] Individuals who It is then necessary to create the three-dimensional solid's body out of polymers. Researchers had conducted earlier studies in the area in the 1970s, but the results were never made public since the findings were kept confidential. Charles (Chuck) W. Hull coined the phrase in 1986, and it has been in widespread usage since then. when he received a patent for the process he invented. Following that, he went on to form 3D Systems Inc. with the purpose of making his innovation a commercially viable product.

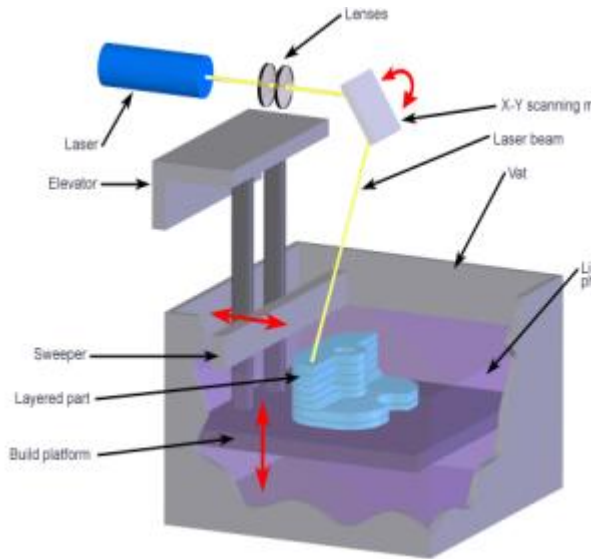


Fig. 5. Stereolithography

#### D. Laminated Object Manufacturing

Using 3D printing, Helisys Inc. has developed a process that may be used in medical applications (now Cubic Technologies). There are many steps involved in the process, which includes the combining of layers of adhesive-coated paper, plastic, or metal laminates in a sequential pattern. Laser cutters are used to fit the pieces together and then cut them into the required shape. Objects printed using this method may also be manufactured in a variety of different methods. Following the completion of the printing process, the object may be further customised via the use of machining. a typical illustration The layer resolution for this approach is governed on the material that is being used. The material's thickness may vary from one to a number of layers, depending on the use. A copy is made up of a number of pieces of paper.

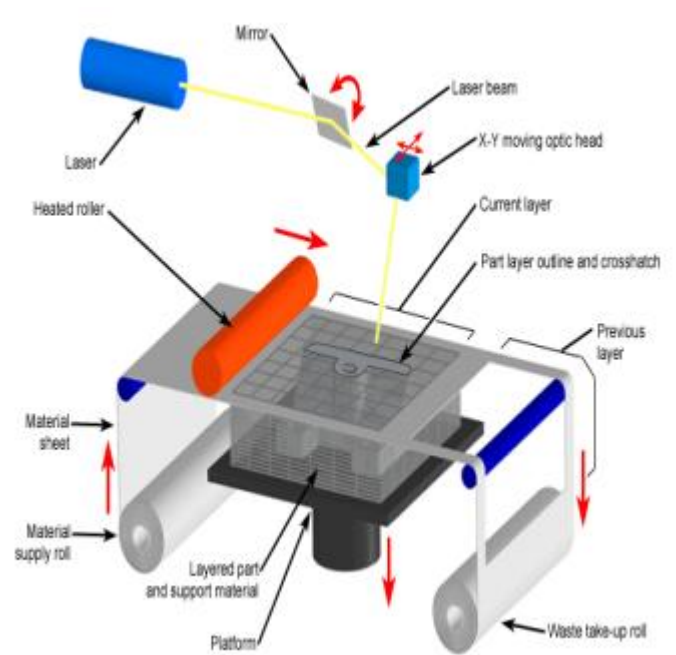


Fig. 6. Laminated Object Manufacturing

#### IV. 3D PRINTER MATERIAL

Following are the materials which can be used with the Accucraft i250 and their properties.

##### A. Acrylonitrile Butadiene Styrene [ABS]

This has been one of the most often used materials in 3D printing from the beginning of the technology's existence. Due to the fact that it is very robust, slightly flexible, and lightweight, and that it can be easily extruded, it is an excellent option for a wide range of applications. This material is particularly well suited for 3D printing. Extrusion of this material requires less force than that of other materials. In the case of PLA, which is another commonly used 3D filament, the results are almost identical. This as a consequence of this characteristic, the extrusion of small parts becomes more easier.

An unfavourable point of view The most significant drawback of ABS is that it requires a greater operating temperature. It is composed entirely of

glass. The transition temperature is around 105 degrees Celsius, and the temperature is roughly When ABS is being printed, temperatures ranging from 210°C to 250°C are often used. Another drawback of this material is that it is rather hefty in weight. During the printing process, a large number of gases are released that might be dangerous to dogs. also includes people who suffer from respiratory difficulties. As a consequence, 3D printers are required to be maintained in a well-ventilated area. In addition, a great recommendation would be to Because of the high cost of printing, it is best not to breathe in the fumes while working. When it comes to 3D materials, ABS is the least priced, which makes it the most popular choice among consumers. Until recently, the printing industry was a closed shop.

Technical Specifications:

- Density 1-1.4 gm/cm<sup>3</sup>
- Dielectric constant 3.1 to 3.2
- Dielectric Strength [Breakdown Potential]- 15-16 kV/mm [0.59-0.63 V/mil]
- Elastic modulus 2 to 2.6 GPa
- Elongation at break 3.5 to 50%
- Flexural modulus 2.1 to 7.6 GPa
- Flexural strength 72 to 97 MPa
- Heat deflection temperature at 1.82 MPa -76 to 110°C
- Heat deflection temperature at 455 KPa- 83 to 110°C
- Strength to weight ratio 37 to 79 kN-m/kg

- Tensile strength: 37 to 110MPa
- Thermal expansion 81 to 95 μm/m-K

Material Properties of Acrylonitrile Butadiene Styrene [ABS]

- Temperature- 225°C
- Flow Tweak- 0.93
- Bed Temperature- 90°C
- Bed Preparation- apply glue stick 2 layer & then abs glue 1 layer

## B. Poly Lactic Acid [PLA]

Another popular material among 3D printing enthusiasts is polylactic acid (PLA), which is derived from maize and is biodegradable. It is also used in medical applications. Plastic that is biodegradable and recyclable is known as polypropylene (PP). made from renewable materials that are naturally occurring. As a result, PLA materials are being researched and produced. They are more environmentally friendly when compared to other types of plastic materials. The second distinguishing characteristic of PLA is its adaptability. Biocompatibility refers to the capacity of a product to work effectively with the human body. PLA is composed of a variety of distinct constituents. The material is harder than ABS and melts at temperatures of 180 degrees Celsius. The temperature is 220°C, which is lower than the temperature of the ABS. In the construction industry, a transition material such as PLA glass is utilised to join two distinct kinds of materials together. When the temperature is between 60 and 65 degrees Celsius, the materials PLA and PP are employed to make the product. ABS might be a fantastic solution for any of your



projects, depending on their complexity and the resources available.

### Technical Specifications

- Density- 1.3 g/cm<sup>3</sup> (81 lb/ft<sup>3</sup>)
- Elastic (Young's, Tensile) Modulus - 2.0 to 2.6 GPa (0.29 to 0.38 x 10<sup>3</sup> psi)
- Elongation at Break- 6.0 %
- Flexural Modulus - 4.0 GPa (0.58 x 10<sup>6</sup> psi)
- Flexural Strength - 80 MPa (12 x 10<sup>3</sup> psi)
- Glass Transition Temperature - 60 °C (140 °F)
- Heat Deflection Temperature At 455 kPa (66 psi) - 65 °C (150 °F)
- Melting Onset (Solidus) - 160 °C (320 °F)
- Shear Modulus 2.4 GPa (0.35 x 10<sup>6</sup> psi)
- Specific Heat Capacity- 1800 J/kg-K
- Strength to Weight Ratio - 38 kN-m/kg
- Tensile Strength : Ultimate (UTS)- 50 MPa (7.3 x 10<sup>3</sup> psi)
- Thermal Conductivity- 0.13 W/m-K
- Thermal Diffusivity- 0.056

### Material Properties of Poly Lactic Acid [PLA]

- Temperature- 180°C
- Flow Tweak- 0.95
- Bed Temperature- 60°C

- Bed Preparation- apply glue stick 2 layer.

### C. High Impact Polystyrene [HIPS]

HIPS filament is manufactured from a substance known as High Impact Polystyrene (HIPS), and it is another another example of support 3D materials to consider. This kind of material is often used in the food sector for packaging purposes. It is also used in the packaging of CD discs and the production of trays in the food industry. medicine This filament is naturally dazzling white in colour, and it is made of nylon. It is also biodegradable, so there is no negative impact when it is disposed of. placed in close physical touch with a human or animal body HIPS Curling and adhesion issues may occur with filaments, and this can be problematic. lowered by employing a heated bed during the printing. HIPS substance that may be employed as a support framework throughout the construction process colourless liquid hydrocarbon was used for printing, and then it was dissolved in it. Solution.

### V. ADVANTAGES

The ability to create ideas more rapidly using 3D printing results in a shorter time to market.

Being able to print an idea on the same day that it is conceived

decreases the amount of time that a notion would have needed to develop if it were not possible to print it immediately.

decreasing the length of time from months to a few days, enabling firms to stay one step ahead of the competition being a step ahead of the competition

Save money by using prototype injection moulding equipment and procedures.

Investing in a production run requires considerable financial resources. The 3D printing technique is a kind of additive manufacturing.

It is possible to construct components and/or tools by following this process. additive manufacturing occurs at rates that are far lower than those of traditional production. machining.

3: Reduce the likelihood of failure by testing designs before they are implemented.

Investing in a high-end moulding tool is a wise investment that will pay off in the long run.

To be more specific, there is a lot of 3D printed plastic. 3D printing is far less costly than traditional manufacturing.

It is preferable to utilise a test prototype rather than modifying or updating an existing mould.

Responses to the prototype: You may test the market by asking

individuals what they think of the product.

Putting it on exhibit at a tradeshow, showing it to consumers, or requesting donations are all examples of how you might use it.

Pre-selling on Indigo or Kick-starter may be a good way to generate money for your project. Getting

The response of the customer to the items before they are actually put into production When establishing whether or not a product has a market, the process of manufacturing is quite useful. potential.

The ability to feel something is something that cannot be replicated in an image or virtual reality experience.

A prototype is a representation of how something feels when seen on a computer screen. you hold it in the palm of your hand To be assured that a piece of furniture is comfortable and fits well, you should test it out first.

Despite the fact that the product seems to be flawless, you must really touch it, use it, and test it. Sixth, personalise it: All components are manufactured in a conventional mass-production environment.

Regardless matter whether the product comes off the assembly line or out of the mould, it should have the same appearance. With

With 3D printing, it is possible to personalise and manufacture a component that is one-of-a-kind for a specific application, customised to meet the needs of the customer, allowing for the creation of specialised medical equipment

Individuals are encouraged to explore their ideas in novel ways as a result of this programme, world.

7. Develop your imagination: With the current craze for digital art, it is vital to expand one's creative capabilities.

When it comes to architecture and design, not only are the options growing in number, but they are also getting more diversified.

limitless. It is now possible to 3D print almost anything, and the practise is growing more popular.

Consider what you'll see after you've completed your drawing, whether it's virtual or physical. A few words about the subject

It is possible for an idea, concept, dream, or invention to come to realisation in a relatively short amount of time, make the transition from a fundamental notion to a final product component

8. Do You Have Square Holes in Your Walls? There is no problem with the limitations of standardisation.

For many years, machining has been a stumbling block in the development of new products. Consequently, as a consequence of

With the breakthroughs in additive manufacturing, the possibilities are almost unlimited.

It is possible to build geometry that was previously impossible to produce; for example, The ability to create holes that change direction, ridiculous overhangs, and other similar features is now accessible to you. It is theoretically possible, and in fact, rather simple, to manufacture

9. The ability to fail fast and inexpensively: 3D printing allows products to fail quickly and inexpensively. The capacity of a developer to make breakthroughs during the development process's early stages, the cost of items is relatively low, resulting in higher quality and less waste. Dead ends that are very pricey.

## VI. DISADVANTAGES

1. Intellectual property issues: Because of the ease with which 3D copies may be created using 3D technology, there is worry regarding the preservation of intellectual property rights in the United States of America. The availability of blueprints is a critical element in this process.

When dealing with for-profit organisations, it is possible that

online free of charge may be subject to change. are interested in making a profit from this new technical development. Limitations on size: At the time, 3D printing technology is only accessible in modest quantities. We are limited in our options due to space constraints. Even the most gigantic of objects are still not permitted. Construction of the building is feasible when 3D printers are utilised to create it.

3. Raw material limitations: At the time, 3D printers are only capable of printing with a limited number of different kinds of materials.

It is usual practise to work with around 100 distinct raw materials at one time. This is an example of. When compared to the vast array of raw materials accessible, this is little.

Traditional manufacturing procedures make use of a variety of materials. It is necessary to do more research.

Develop techniques that will enable 3D printed objects to be employed in a variety of applications is essential.

more long-lasting and durable in nature. Fourth, the cost of printers stays the same. The cost of obtaining a 3D printer remains same. It is out of reach for the average homeowner due to its high cost of acquisition.

Additional 3D printers are required in order to generate a varied range of things, which increases the cost. a number of different types of

merchandise. Additionally, printers that are capable of producing are available. Color printing is more costly than monochrome printing because colour printing requires more ink. objects.

There will be a decline in manufacturing employment as a result of the introduction of new technology, as there has been with every new technology.

Employment in the manufacturing sector is predicted to drop. This disadvantage might have a detrimental influence on your business.

economic development in emerging countries in the third world has had a huge impact. China, in particular, is heavily dependent on a large number of low-skilled people to meet its needs. jobs.

Unchecked production of potentially hazardous things, such as the Liberator, is another major concern.

The world's first 3D-printed working handgun proved how easy it is to construct one of these devices. If one had access to manufacturing facilities, it would be possible to build one's own weapons from scratch.

Governments will be forced to take action as a result of the design and the usage of a 3D printer. Conceive of tactics and ways for correcting this possibly dangerous tendency

## VII. APPLICATIONS



1. The Aeronautics and Aerospace industries are pushing the boundaries of geometric design complexity; the growth and continuous improvement of the vehicles need that the components become more complicated in their geometric design. even as the size of the vessels increases, more efficient and precise grow smaller in size As a result, design optimization is very necessary. contributing to the advancement of the industry It is possible to optimise a design. When employing typical production procedures, this might be difficult. Consequently, most engineers have turned to 3D Printing for assistance.

2. To assist in the creation of innovative products for the medical and pharmaceutical industries. The technologies are being used in the dentistry industry to create new products. Dental crown designs are created for use in the subsequent metal casting process. and in the production of tools over which plastic is being To create dental aligners, a vacuum is generated.

3. 3D printing has shown to be beneficial in the jewellery industry. This is extremely upsetting. This topic has piqued the curiosity of many people.

The level to which 3D printing can and will contribute to the growth of this firm will determine whether or not it is allowed or refused. There

are several advantages to 3D printing, ranging from the greater design freedoms made available by 3D CAD and 3D printing to the improved efficiency of 3D printing. 3D printing offers many advantages. The use of 3D printing is becoming more widespread. A positive development in the field of traditional jewellery making is the constant development and improvement of existing techniques. a strategy for controlling 3D printed output that avoids many of the difficulties that have previously been encountered is being developed already taken and executed measures in the prior period of time Architecture models have been a frequent use for 3D modelling software programmes, and this has been true for quite some time.

Three-dimensional printing technologies that are used to create perfect replicas of real-world objects are known as additive manufacturing procedures. Here you will find models of an architect's conception, which will be explained in detail. It is a low-cost solution that can be implemented quickly due to the design freedom it provides. There are techniques for making items that are rapid, simple, and economically feasible that are being used.

3D CAD, BIM, and other digital data sources are used to create accurate copies of detailed models.

The knowledge that architects need to perform their job comes from many different sources. Fourteenth, as the quality and efficiency of 3D printing technologies have improved, they are becoming more commonly used.

It is well known that one business, which is renowned for its ability to resolve conflicts and develop more flexible materials, is headquartered in the United States.

Because of its history of experimenting with and making outlandish claims regarding numerous items, it has established a reputation for doing so. Everyone's attention is drawn to the subject. Without a doubt, we're talking about the fashion business in this particular instance. Objects created via the use of 3D printing technology

Shoes, headpieces, hats, and handbags are among the fashion accessories that are growing more fashionable. All of them were successful in getting access to international airport runways, despite the difficult circumstances.

## CONCLUSION

This article begins with an introduction to 3D printing, which is followed by a brief history of the technology. The second half of the article is devoted to 3D printing applications. In the next section, we will show 3D printing, as well as the

manufacturing process itself. A significant deal of detail is provided in this paper about the 3D-printing procedures that are used, as well as the properties of the 3D-printer materials that are employed in the process. Our conclusion has been summarised in order to provide you with the most crucial elements you should remember. In addition to its advantages, three-dimensional printing has a lot of drawbacks. Here are some of them. technology. It is possible to get to the conclusion that 3-D printing is advantageous in some situations. However, this is not always the case. In order to understand the importance of technology as well as its social influence on the world around us, it is becoming more vital to do so. Each day, they are there, and their presence has an influence on human lives, economic well-being, and the capacity of the ecosystem to maintain itself. Currently, society may be summarised as follows:

The use of 3D printing technology has the potential to change the trajectory of human history. It is possible that developments in three-dimensional (three-dimensional printing) technology will have a profound impact on whole sectors of the economy. creating enhancements to the methods through which we manufacture goods and create their output items that are available to customers all around the world With the aid of a computer, a scan or

design of an object may be accomplished quickly. Later, the computer-aided design programme was dismantled and partitioned into smaller pieces. It is possible to construct a three-dimensional item composed of layers that may then be printed out in three dimensions. As previously shown, 3D printing has the potential to have a beneficial influence on society. In almost all elements of human needs, including but not limited to those related to, but not limited to, but not limited to, Developed by Abraham Maslow, Maslow's hierarchy of needs is a theory of motivation that helps people achieve their goals. The absence of a loved one's presence may not be completely filled, but it may be possible to considerably reduce the severity of the situation with a specialised product.

This system will give companies and consumers with rapid and easy access to data. Manufacturing may be carried out in any scale or number, with the only limitation being the inventiveness of those who take part in the practise. imagination. 3D printing does not have the capability of generating quick prototypes at this time, but it has the potential to do so in the future. It is possible to build custom-made items that are reliable and easily replicated. product that, as a consequence of technological advancements, may nevertheless be made at a reduced cost The automation of manufacturing processes, as well as the distribution

of finished goods, are two critical components of the manufacturing industry. Automation of manufacturing processes is one of the most significant components of the manufacturing sector needs.

## REFERENCES

- Dongkeon Lee, Takashi Miyoshi, Yasuhiro Takaya and Taeho Ha, "3DMicro fabrication of Photosensitive Resin Reinforced with CeramicNanoparticles Using LCD Microstrelithography", Journal of LaserMicro/Nano engineering Vol.1, No.2, 2006.
- [2] Ruben Perez Mananes, Jose Rojo-Manaute, Pablo Gil, "3D Surgicalprinting and pre contoured plates for acetabular fractures", Journal ofELSEVIER 2016.
- [3] AlexandruPirjan, Dana-Mihaela Petrosanu, "The Impact of 3DPrinting Technology on the society and economy", Journal ofInformation Systems and Operations Management, Volume 7, Dec2013.
- [4] Gabriel Gaala, Melissa Mendesa, Tiago P. de Almeida, "Simplifiedfabrication of integrated microfluidic devices using fuseddepositionmodeling 3D printing" Science Direct.
- [5] PshtiwanShakor, Jay Sanjayan, Ali Nazari, ShamiNejadi, "Modified3D printed powder to cement-based material and mechanical propertiesof cement scaffold used in 3D printing", Science Direct.
- [6] Siddharth Bhandari, B Regina, "3D Printing and Its Applications",International Journal of Computer Science and Information TechnologyResearch ISSN 2348-120X.
- [7] Elizabeth Matias, Bharat Rao, "3d printing on its historical evolutionand the implications for business", 2015 Proceedings of PICMET:Management of the Technology Age.
- [8] Frank van der Klift, Yoichiro Koga, Akira Todoroki, "3D Printing ofContinuous Carbon Fibre Reinforced Thermo-Plastic (CFRTP) TensileTest Specimens", Open Journal of Composite Materials, 2016, 6, 18-27.
- [9] SH Saheb, VK Durgam, A Chandrashekhar"A review on metal powders in additive manufacturing"AIP Conference Proceedings 2281 (1), 020018(2020); <https://doi.org/10.1063/5.0026203>

